

XML Documents in ILIAS

International Ilias Conference, 08.09.2002

Stephan Wiesner, Hinrich Bonin, Heinz-Dieter Knöll
University of Applied Sciences
Department of Business Administration
Volgershall 1, 21339 Lüneburg, Germany

stephan@stephan-wiesner.de

Contents

- Ease of Use
- Flexibility
- Reuse of Texts
- Handling Images
- Handling the Glossary
- Summary

Ease of Use . . .

Titel	- KEIN TITEL [1109] -	Autoren	Stephan Wiesner	Erstellungsdatum	2002-0
VRI	271 ell 1109	Mitwirkende	Stephan Wiesner	Letzte Änderung	2002-0
Sprache	Deutsch	Schlagworte	Keine		

Ausrichtung: links rechts zentriert
 bildumfließend, linksbündig bildumfließend, rechtsbündig

Formatierung: Zitat Merksatz

Liste: Hitliste numerisch alphabetisch römisch


Kennzeichnung: als Beispiel

Hi Stephan,
can you see how easy this is?

VRI Listen
[Gliederungsseiten](#)
[Freie Seiten](#)
[Freie Seiten \(FAQ-Frame\)](#)
[Glossar](#)
[Multimedia \(inline\)](#)
(nur Typ Image)
[Multimedia \(Mediaframe\)](#)
[Multimedia \(FAQ-Frame\)](#)

Eingabebox Breite 60 Höhe 20 Setz

Speichern Zurück zur Seite Metadaten ändern

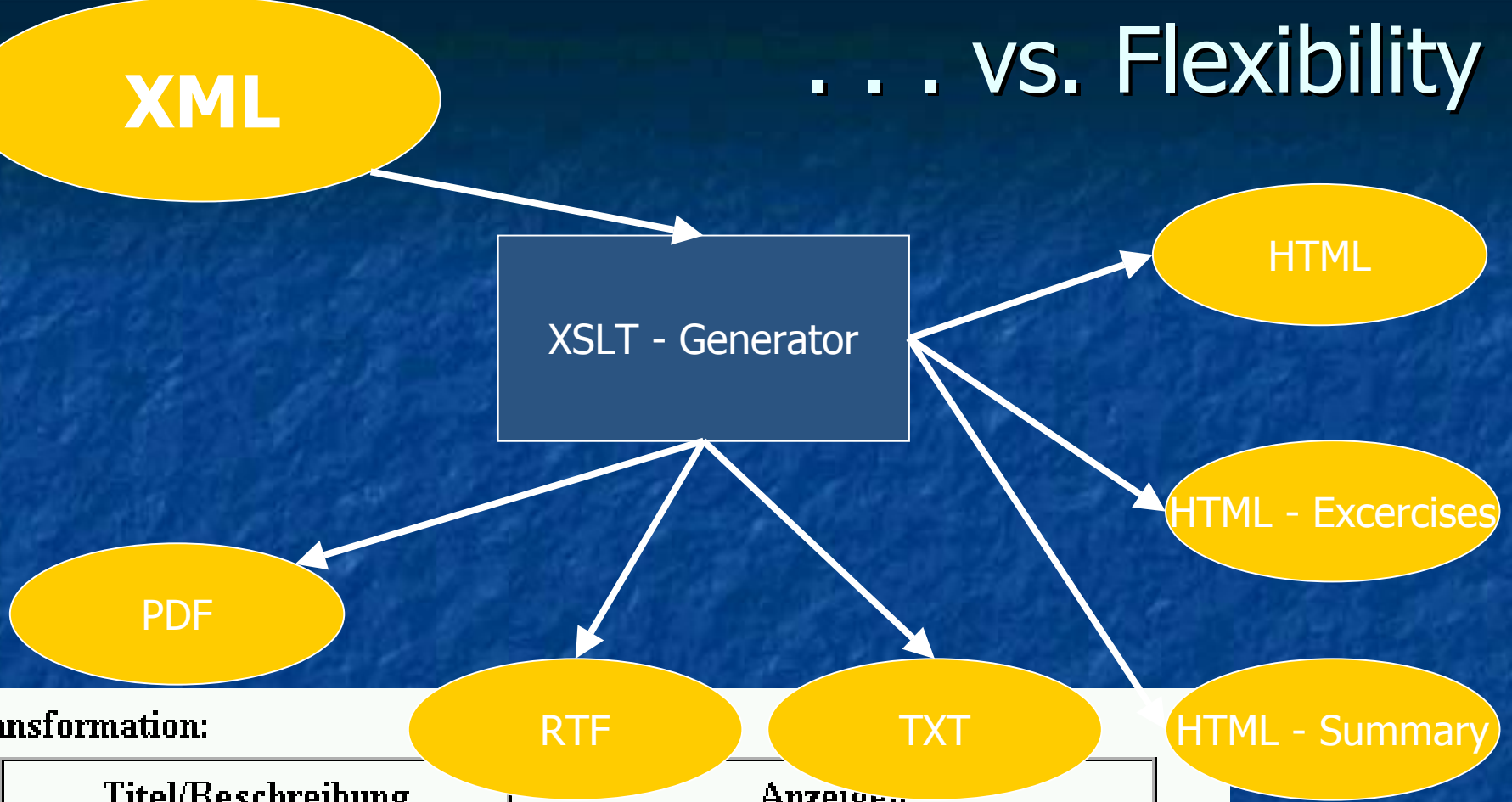


[Vorschau]
TestTitel

Stephans Test (Preview)

Hi Stephan, can you see how easy this is?

... vs. Flexibility



Transformation:

Titel/Beschreibung	Anzeigen	
Struts Tutorial: This is a tutorial for the Struts framework. It consists of a small application which is developed step by step. Books can be displayed in the browser, new books can be created and their state saved/loaded	<input type="text" value="PDF-Format"/> <input type="button" value="▼"/> <input type="text" value="Komplett"/> <input type="button" value="▼"/> Komplett ohne Annotationen Zusammenfassung Übungen	<input type="button" value="aufbereiten"/>

One content, X outputs

The image shows a screenshot of the Adobe Acrobat software interface. The window title is "Adobe Acrobat - [out.pdf]". The menu bar includes "File", "Edit", "Document", "Tools", "View", "Window", and "Help". The toolbar contains various icons for file operations, navigation, and editing. On the left side, there is a sidebar with "Bookmarks", "Thumbnails", "Comments", and "Signatures" sections. The "Bookmarks" section is expanded, showing a list of three items: "1. Extending X...", "2. Usefull Entit...", and "3. About the A...". The main content area displays the title page of a document. The title "Advanced XML Topics" is centered in a large, white, italicized font within a blue rectangular box. Below the title, the text reads: "Version: 0.2", "Most Entites are included", "Published: 20. 08. 2002", and "Authors" in a blue, italicized font. The author's name "Stephan Wiesner" is followed by a blue hyperlink "stephan@stephanwiesner.de". A paragraph of text follows, stating: "This is a collection of advanced topics I encountered while working with XML. I wrote them down to have them collected in one space. That you, the interested reader, can read them too, is just an add on :-). You are welcome to correct any mistakes you encounter or to write me about your own experiences and tips. This is not an introduction into XML! It is assumed that you are already familiar with XML, XSLT and Java." The status bar at the bottom shows "1 of 17", "209,9 x 297 mm", and navigation icons.

Adobe Acrobat - [out.pdf]

File Edit Document Tools View Window Help

100%

Bookmarks

- 1. Extending X
- 2. Usefull Entit
- 3. About the A

Advanced XML Topics

Version: 0.2
Most Entites are included

Published: 20. 08. 2002

Authors

Stephan Wiesner - stephan@stephanwiesner.de

This is a collection of advanced topics I encountered while working with XML. I wrote them down to have them collected in one space. That you, the interested reader, can read them too, is just an add on :-). You are welcome to correct any mistakes you encounter or to write me about your own experiences and tips. This is not an introduction into XML! It is assumed that you are already familiar with XML, XSLT and Java.

1 of 17 209,9 x 297 mm

One content, X outputs



The screenshot shows a web browser window with the address bar containing the file path: C:\projekte\awr\muster\AdvancedXML.xml. The page content is as follows:

Advanced XML Topics

Version: 0.2

Most Entites are included

Published: 20.08.2002

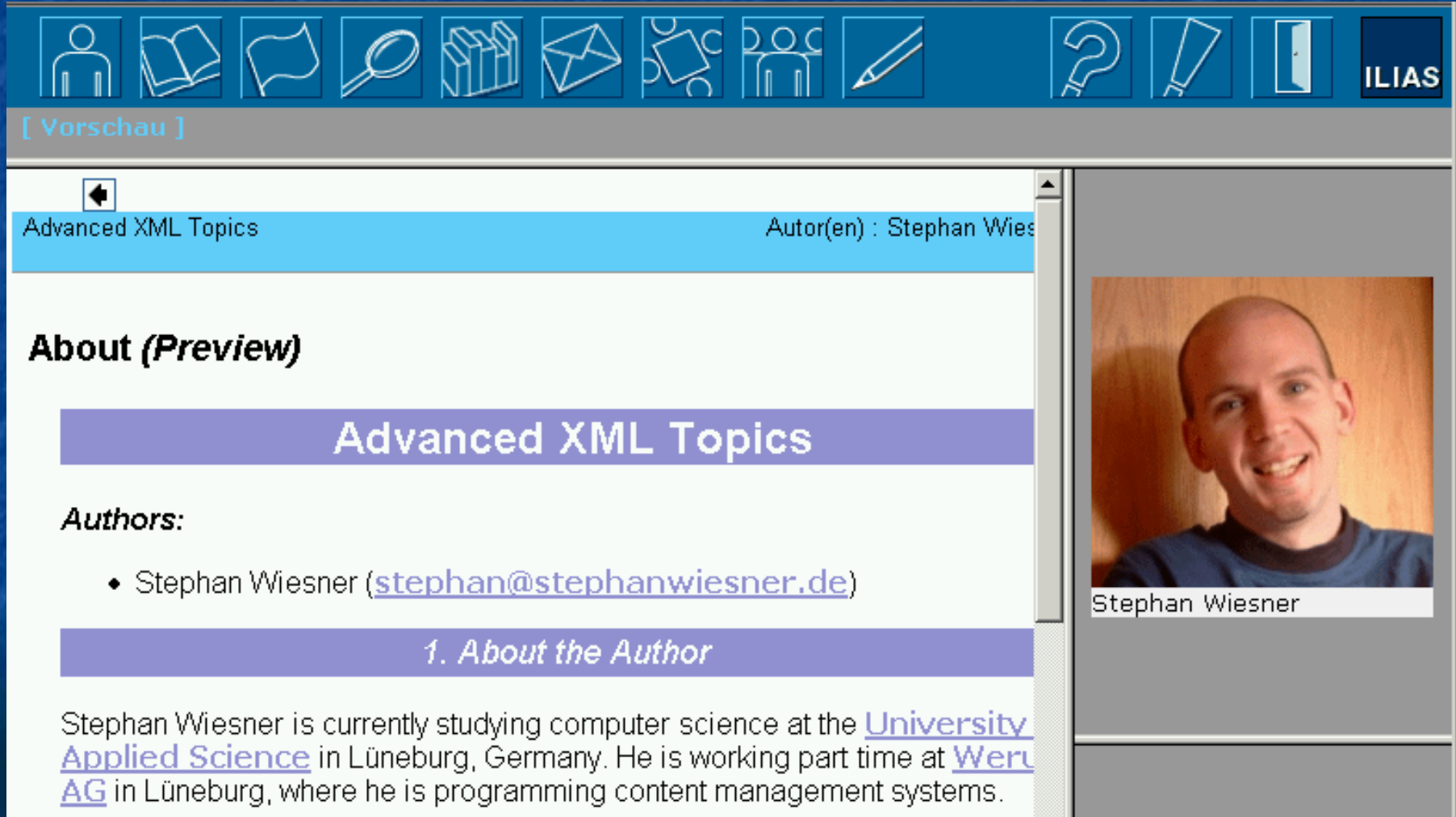
Authors:

- Stephan Wiesner (stephan@stephanwiesner.de)

Abstract

This is a collection of advanced topics I encountered while working with XML. I wrote them have them collected in one space. That you, the interested reader, can read them too, add on :) You are welcome to correct any mistakes you encounter or to write me about

One content, X outputs

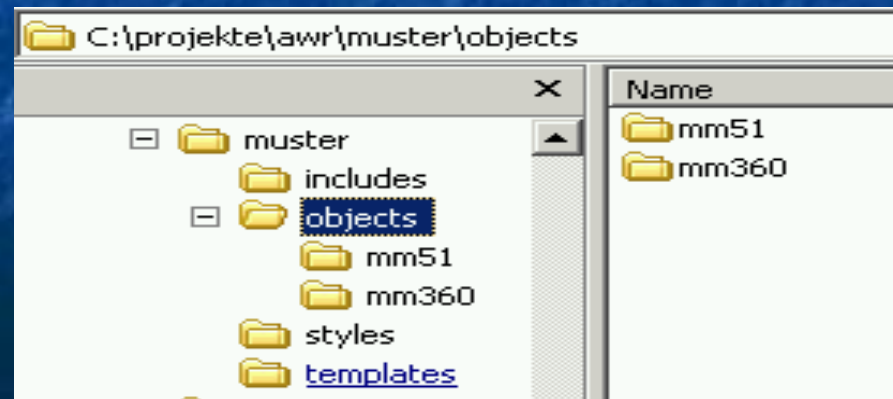


The screenshot displays the ILIAS user interface. At the top, a blue navigation bar contains various icons for user management, document handling, search, and navigation, along with the ILIAS logo. Below this, a grey bar shows the document title "[Vorschau]". The main content area is divided into two panes. The left pane shows a document titled "Advanced XML Topics" by "Stephan Wiesner". It features a purple header "Advanced XML Topics", an "Authors:" section with a bullet point for "Stephan Wiesner (stephan@stephanwiesner.de)", and a section titled "1. About the Author". The text below describes Stephan Wiesner's current studies at the University Applied Science in Lüneburg, Germany, and his part-time work at Weru AG. The right pane displays a portrait of Stephan Wiesner with his name "Stephan Wiesner" written below it.

Images Online and Offline

Adresse  <http://rzserv2.fhnon.de/~lg002556/awr/xmlImg.php?user=Apollon>

```
<?xml version="1.0" encoding="ISO-8859-1" standalone="no" ?>
<!DOCTYPE defines (View Source for full doctype...)>
- <p>
  <graphic id="pic_32" source="objects/mm32/luchs.gif" alt="Kitty" />
  <graphic id="pic_31" source="objects/mm31/babyziege2.png"
    alt="Baby" />
  <graphic id="pic_30" source="objects/mm30/Weihnachtslight.jpg"
    alt="Weihnachten" />
  <graphic id="pic_49" source="objects/mm49/image002.gif"
    alt="Informationen" />
```



Handling the Glossary

Adresse <http://rzserv2.fhnon.de/~lg002556/awr/xmlGloss.php?user=Apollon>

```
<?xml version="1.0" encoding="ISO-8859-1" standalone="no" ?>
<!DOCTYPE defines (View Source for full doctype...)>
```

```
- <defines>
```

```
+ <define id="pg199">
```

```
- <define id="pg200">
```

```
  <abbr>XML</abbr>
```

```
  <exp>Extensible Markup Language</exp>
```

```
</define>
```

```
- <define id="pg201">
```

```
  <abbr>Java</abbr>
```

```
  <exp>Objektorientierte Programmiersprache, von Sun Microsystems
  entwickelt.</exp>
```

```
</define>
```

```
- <define id="pg330">
```

```
  <abbr>Binärer Zeichenvorrat</abbr>
```

```
  <exp>Ein Zeichen
```

```
  Zeichen eine
```

```
</define>
```

```
- <define id="pg331">
```

```
  <abbr>IEEE</abbr>
```

```
  <exp>Institute
```

```
</define>
```

```
- <define id="pg332">
```

```
  <abbr>Word</abbr>
```

```
  <exp>16 Bit en
```

```
</define>
```

```
</defines>
```

LIVE document - page 17

PDF

Definitions

XSLT = Extensible Style Sheet Language Wird benutzt um XML Dateien in ein formatiertes Zielformat zu wandeln. Das Ziel kann wiederum XML sein, muss es aber nicht. Eine XSLT Seite ist selbst immer auch gültiges XML.

1. [XSLT](#)

Disadvantages using XML

- Author has to adapt his way of working
 - he feels insecure
- Spelling correction of MS Office
- More work the first time
- Higher flexibility might lead to more complex documents

Advantages of using XML

- Author can concentrate on content, not style
- Higher flexibility and reuse of texts (about the author)
- No limit on file size (except Memory, 600 pages \approx 1 MB)
- Different styles can generate different content
- Portability

Cristal Ball

- XML Import / Export of the Ilias
- ‚Skins‘ for Documents
- LIVEDoc vs. DocBook
- MathML
- SVG